



creativebug[®]

WEEK 3

HOME CRAFTING GUIDE

creativebug®

At home all day? We're here for you.

We know this is a tough time for many of us around the world and it's hard not to feel anxious and overwhelmed. To help you get through the long days, we invite you (and your loved ones) to craft with us! We've curated our favorite classes to help you center your mind, start a new hobby, keep your hands busy, and get lost in your own creative headspace – even for just a few minutes. And for those who are home with young ones, we guarantee this is screen time you can feel good about.

Remember... *You're more creative than you think!*



Watercolor Lettering - A Daily Practice with Jess Park

<https://www.creativebug.com/classseries/single/watercolor-lettering-a-daily-practice>

Skill level: Beginner

Video duration: 3 hours

Materials:

- Tracing Paper
- Tombow Fudenosuke hard tip brush pen
- Pentel Fude Touch Sign pen
- Ecoline brush pens or any water-based brush pens
- Legion Stonehenge Aqua Cold Press Black
- Arches - 140lb 9" x 12" cold press paper
- Canson XL 140lb cold press 7" x 10" paper in spiral pad
- Strathmore pre-folded greeting card (cold press)
- Princeton heritage round brushes (1, 2, 4, 6, 8, 10)
- Mottler brush (optional)
- Tombow Waterbrush
- Brush cleaner
- Masking fluid
- Cricut light pad or light box (optional)

Materials continued:

- Washi tape
 - Pencil
 - Ruler
 - Drafting tape
 - Bone folder
 - Kneaded eraser
 - Rubber eraser
 - Sand eraser
 - X-Acto Knife
 - Salt
 - Alcohol
 - Cotton swabs
 - White gouache
 - White gel pen
 - Black and Decker laser level (optional)
 - Recollections tag level punch
 - Hole punch
 - Twine or ribbon
 - Small jar of soapy water
 - Paper towels
 - Jar of water
 - Ecoline liquid watercolors
 - Dropper
 - Daniel Smith watercolors in tubes: Carbazole Violet, Ultramarine Violet, Quinacridone Pink, Pyrrol Red, Quinacridone Coral, Organic Vermillion, New Gamboge, Hansa Yellow Medium, Lemon Yellow, Ultramarine Blue, Phthalo Blue, Phthalo Green, Hooker's Green, Sap Green, Deep Sap Green, Perylene Green, Mars Yellow, Raw Umber, Payne's Gray
 - Coliro Colors Finetec metallic watercolor palette: Rose, Bronze, Aztec Gold, Moss Green, Midnight Blue, Deep Purple
 - Watercolor palette
- * Includes lettering template PDF*



Sew a Market Tote Bag with Cal Patch

[https://www.creativebug.com/classseries/
single/beg-sewing-market-tote-bag](https://www.creativebug.com/classseries/single/beg-sewing-market-tote-bag)

Skill level: Beginner

Video duration: 42 min

Materials:

- ½ yard medium-weight cotton or other woven fabric for bag
- ½ yard light-to-medium weight cotton or other fabric for lining
- All-purpose thread to match:
- Sewing machine
- Scissors
- Ruler
- Pins
- Pin cushion
- Tape measure
- Seam ripper
- Tailor's chalk



Orizomegami with Jody Alexander


[https://www.creativebug.com/classseries/
single/orizomegami](https://www.creativebug.com/classseries/single/orizomegami)

Skill level: Beginner

Video duration: 12 min

Materials:

- "Student grade" Japanese lightweight paper
- Cupcake tin
- Food coloring or india inks





Watercolor Quilting with Ashley Nickels

[https://www.creativebug.com/classseries/
single/watercolor-quilting](https://www.creativebug.com/classseries/single/watercolor-quilting)

Skill level: Intermediate

Video duration: 37 min

Materials:

For quilting:

- Batting for quilt sandwich (Ashley uses 12" squares)
- Masking tape
- Fabric for backing
- Safety pins
- Curved edge snips or small scissors
- Darning foot attachment for free-motion quilting
- Cotton thread (Ashley uses 50 weight Aurifil in black for outlines and in white or matching for background filler)
- YLI Invisible thread
- Rubber gloves (for free-motion quilting)
- Sewing machine
- Iron and ironing surface

Materials continued:

For painting:

- 100% cotton muslin or quilting fabric (Ashley works with 12" squares)
- Paintbrushes (size 12 or bigger)
- Jar for water
- Paper towel
- Plastic drop cloth or other protective surface
- Plastic palette for mixing colors
- Jacquard's Dye-Na-Flow in your choice of the following colors:
 - 802 golden yellow
 - 801 sun yellow
 - 824 ochre
 - 808 hot fuchsia
 - 806 brilliant red
 - 809 magenta
 - 810 claret
 - 819 bright green
 - 618 chartreuse
 - 813 turquoise
 - 815 cerulean blue
 - 816 midnight blue
 - 811 violet
 - 829 black



Knit a Log Cabin Shawl with Norah Gaughan

[https://www.creativebug.com/classseries/
single/knit-a-log-cabin-shawl](https://www.creativebug.com/classseries/single/knit-a-log-cabin-shawl)

Skill level: Intermediate

Video duration: 29 min

Materials:

- 6 skeins of Brooklyn Tweed Shelter (100% wool; 140 yards/50 grams) in Sap
- 29" long (or longer) Size US 8 circular knitting needle
- Tapestry needle
- Scissors

* Includes pattern PDF



Make a Monkey's Fist Knotted Necklace with Courtney Cerruti


[https://www.creativebug.com/classseries/
single/make-a-monkeys-fist-knotted-
necklace](https://www.creativebug.com/classseries/single/make-a-monkeys-fist-knotted-necklace)


Skill level: Beginner

Video duration: 6 min

Materials:

- 6 ½ to 7ft of medium-weight twine
- Cording or decorative rope
- 1 yard of colored cord or thin twine
- Tacky Glue
- Scissors
- Wooden bead or marble





Clothespin Dolls with Amy Karol

[https://www.creativebug.com/classseries/
single/clothespin-dolls](https://www.creativebug.com/classseries/single/clothespin-dolls)

Skill level: Beginner

Video duration: 35 min

Materials:

- Wooden clothespins (make sure they have a 'head' on the top)
- Acrylic paint
- Yarn for hair
- Paint brushes
- Black pen
- Ribbon
- Fabric for doll clothes
- Felt for pouch
- Needle and thread
- Sharp scissors
- Glue stick