

# Featherland Park



## Town of Sudbury ADA Transition Plan

December 2020



Institute for Human Centered Design

200 Portland Street, Boston, MA 02114

www.IHCDesign.org • info@IHCDesign.org

617-695-1225 voice/tty

### Background

Featherland Park is located at 451 Concord Road. The north side of the park is known as Lower Featherland Park and contains three little league baseball fields, two batting cages, a parking lot, and a concession stand with toilet rooms and a picnic area. The south side of the park is known as Upper Featherland Park and contains a large baseball field, a softball field, four tennis courts, two basketball courts, an ice rink, two parking areas and a concession stand with multi-user men's and women's toilet rooms. Additional amenities include trash bins, dog waste bins and wayside signage.

There is a parking lot with two accessible spaces by Baseball Field 1 and Softball Field 2. There is a second parking lot west of the tennis courts with no accessible parking spaces. There is a third parking lot on the north by Baseball Field 5 with two accessible parking spaces. See the image at end of narrative for details of the numbered fields.

### Key Accessibility Issues

#### Exterior Accessible Routes to Amenities

Accessibility issues include the lack of an accessible route to the south concession stand, waysides and trash bins. Additionally, some existing exterior routes have excess changes in level and are not maintained in operable working condition.

#### Exterior Accessible Routes to Areas of Sport Activity

Accessibility issues include lack of accessible routes to the softball and baseball fields, including routes to team seating areas, practice areas and spectator seating areas. Additionally, wheelchair accessible spaces are not provided alongside team seating benches and bleachers.

#### Parking Lots

Accessibility issues include lack of accessible parking spaces in the parking lot by the tennis courts and lack of a van accessible sign at the van accessible parking space in the north parking lot.

### Doors

Accessibility issues include lack of maneuvering clearance at doors to the toilet rooms in the south concession stand, doors with thresholds greater than allowed in the north concession stand, and door hardware that requires tight grasping, pinching, or twisting of the wrist.

### Toilet Rooms

Accessibility issues in the men's and women's multi-user toilet rooms in the south concession stand include unwrapped pipes, lack of compliant faucets, lack of clear floor space, and lack of knee and toe clearance at the lavatory; as well as lack of an accessible toilet compartment. Additionally the urinal in the men's toilet room is mounted higher than allowed.

**Note:** Toilet rooms in the north concession stand were unable to be unlocked by Sudbury staff on the day of survey and were not surveyed.

### Additional Accessibility Issues

- Lack of or missing compliant designation, information and directional signs.
- Two service counters in the south concession stand are located higher than allowed.
- Lack of an accessible picnic table with toe and knee clearance by the north concession stand.

### Order of Magnitude Cost Estimates

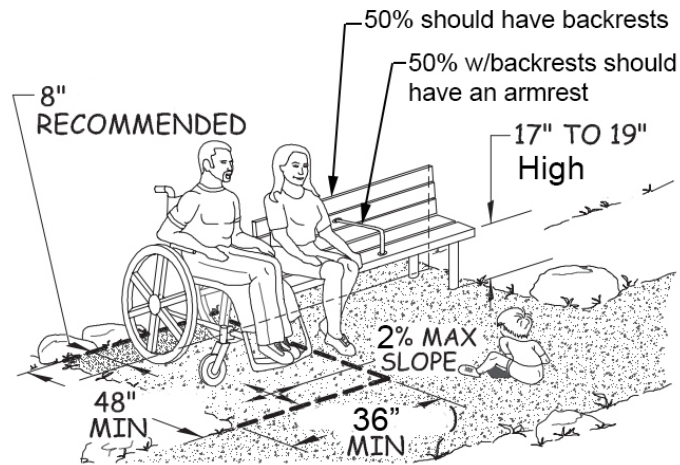
- Renovate and provide accessible exterior routes: \$3,592
- Provide additional accessible parking spaces and signage: \$3,700
- Renovate doors, including providing two automatic door openers: \$8422
- Provide compliant directional, informational and designation signage: \$3,696
- Provide two compliant service counters: \$1,760
- Provide a compliant picnic table: \$1,400
- Renovate south toilet rooms: \$21,396
- Provide accessible routes to areas of sport activity: \$38,592

**Total: \$82,558**

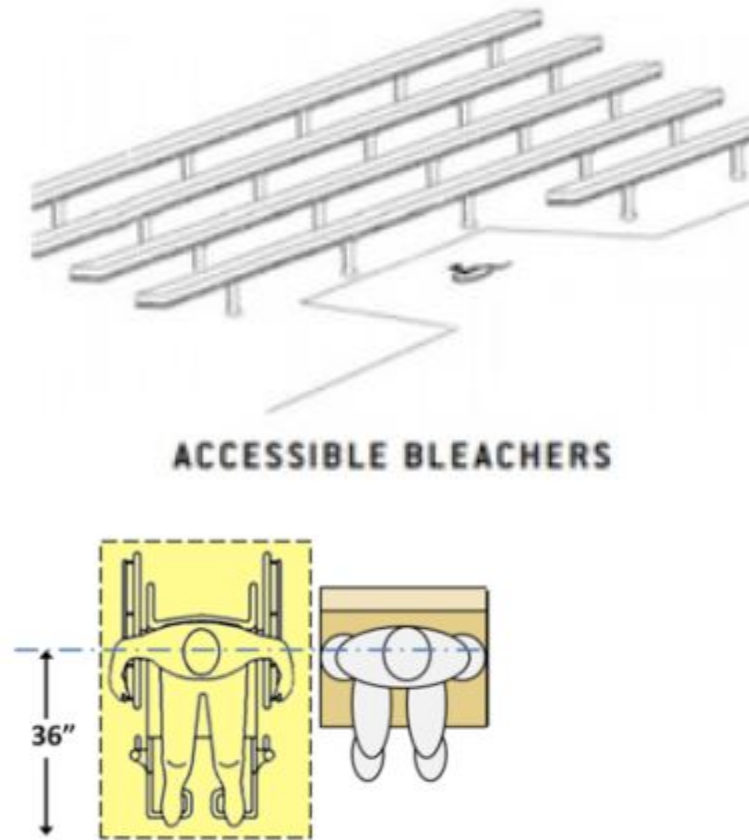
### Best Practice and Inclusive Design

Best practice and inclusive design recommendations include elements that are not required in the standards but may create enhanced experiences for all users.

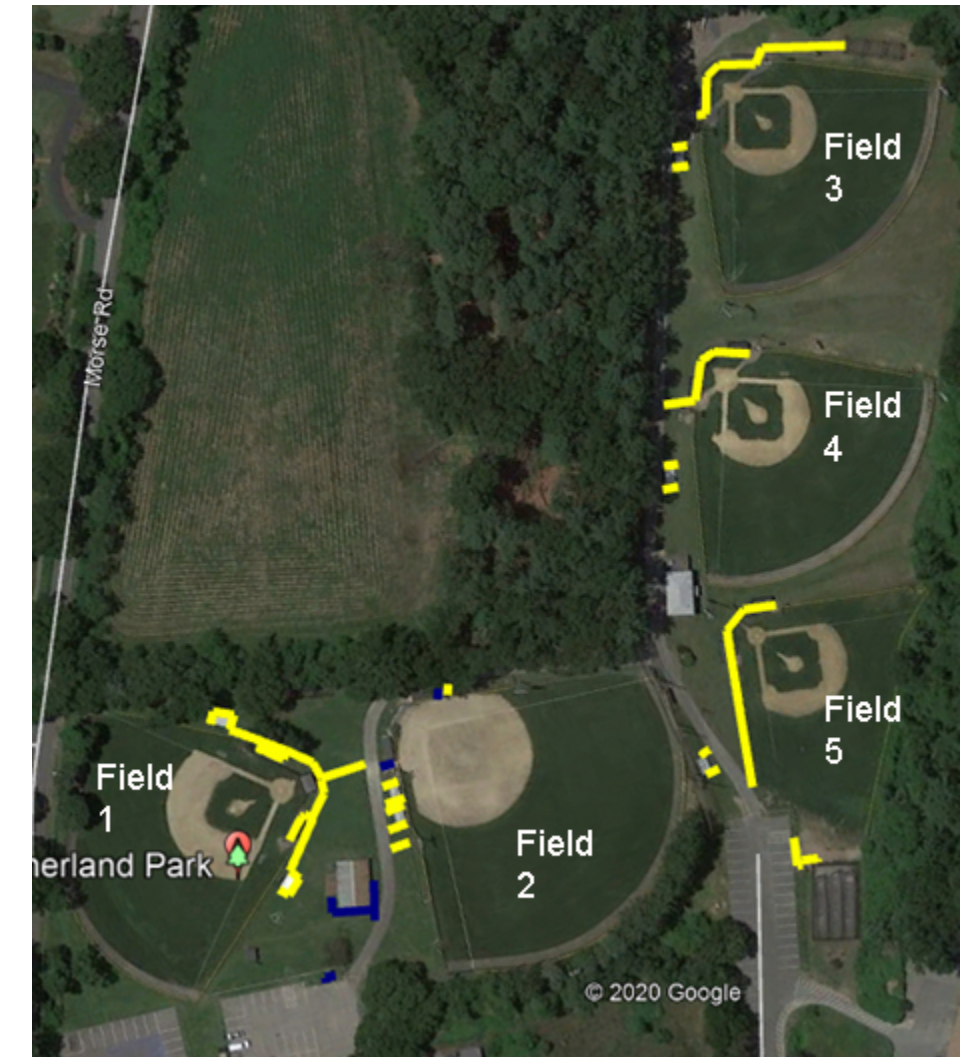
- Recommend providing clear floor space of 36" wide minimum by 48" deep alongside one bench so that a wheelchair user can sit alongside someone sitting on the bench. See the following diagram:








**Note:** The following graphics illustrate placement of accessible spaces alongside bleachers. Space for wheelchair users should be positioned so that a wheelchair user can sit shoulder to shoulder next to a person seated in the bleachers.








**Note:** The following image uses lines to show the approximate suggested location of accessible routes that need to be provided to amenities in Featherland Park. Yellow lines represent stone dust walkways and blue lines represent asphalt walkways.








**Town of Sudbury  
Featherland Park**

ID	Location	Floor	Room	Element	Type	Photo	Issues	Current Measure	Recommendations	Quantity	Price	Cost Estimation
<b>Approach and Entrance</b>												
<b>Exterior Access Route</b>												
1	Path Between Baseball Field 1 and Softball Field 2 (Gate Closed)	Ext.		Exterior Access Route	Walkway		Exterior route < 48" wide	-	Ensure that gate is opened during operating hours.	1	Labor	\$0
2	Asphalt Path to Entrance to Baseball Field 3	Ext.		Exterior Access Route	Walkway		Level changes > 1/4"	1"	Alter change in level to be 1/4" high max.	1	320	\$320
3	Ice Rink Entrance	Ext.		Exterior Access Route	Exterior		Level changes > 1/4" Route not maintained in operable working condition	1" -	Alter change in level to be 1/4" high max. Ensure the accessible route is maintained in operable working condition.	1	160	\$160
4	Ice Rink Entrance	Ext.		Exterior Access Route	Exterior		Route not maintained in operable working condition	1"	Ensure the accessible route is maintained in operable working condition.	1	160	\$160
5	South Side of South Concession Between Field 1 and Field 2	Ext.		Exterior Access Route	Walkway		Accessible route not provided	-	Provide an accessible route to the toilet room, concession stand and office on the south side of the concession stand. (Cost estimate for 54' long, 4' wide asphalt route.)	1	2160	\$2160






**Town of Sudbury  
Featherland Park**

ID	Location	Floor	Room	Element	Type	Photo	Issues	Current Measure	Recommendations	Quantity	Price	Cost Estimation
6	Wayside Signage and Dog Waste Bin Next to Baseball Field 1	Ext.		Exterior Access Route	Walkway		Accessible route not provided	-	Ensure an accessible route is provided. (Cost estimate for a 15' long by 4' wide asphalt route.)	1	600	\$600
<b>Off-Street Parking Lot or Garage</b>												
7	Parking Lot by Tennis Courts and Ice Rink	Ext.		Off-Street Parking Lot or Garage	Visitor		Total # of parking Total # of designated accessible parking spaces	86 0	Provide three car accessible parking spaces and one van accessible parking space in this lot. As best practice, locate at least one of each accessible space by the ice rink, one by the north tennis court and one by the south tennis court.	4	800	\$3200
8	North (Lower Featherland) Parking Lot	Ext.		Off-Street Parking Lot or Garage	Visitor		Total # of parking Total # of designated accessible parking spaces Sign does not have the designation "Van Accessible"	44 2 -	Add the designation "Van Accessible" to one of the parking spaces.	1	500	\$500
<b>Entrance</b>												
9	South Tennis Court, North Door by Parking Lot, and North and South Doors by Concord Road	Ext.		Entrance	Main Entrance		Entrance not on an accessible route	15%	Provide a directional sign indicating the location of the nearest accessible entrance.	3	346	\$1038
10	North Tennis/Basketball Court, Door on South by Concord Road	Ext.		Entrance	Secondary Entrance		Entrance not on an accessible route	-	Provide a directional sign indicating the location of the nearest accessible entrance.	1	346	\$346

**Town of Sudbury  
Featherland Park**

ID	Location	Floor	Room	Element	Type	Photo	Issues	Current Measure	Recommendations	Quantity	Price	Cost Estimation
11	North Tennis/ Basketball Court, Path to the North Entrance by the Parking Lot	Ext.		Entrance	Secondary Entrance		Entrance not on an accessible route	-	Provide a directional sign indicating the location of the nearest accessible entrance.	1	346	\$346
12	North Tennis/ Basketball Court, Path to the South Entrance by the Parking Lot	Ext.		Entrance	Secondary Entrance		Entrance not on an accessible route	14%	Provide a directional sign indicating the location of the nearest accessible entrance.	1	346	\$346
13	South Tennis Court, South Door by Parking Lot (Accessible)	Ext.		Entrance	Main Entrance		International Symbol of Acc. not provided	-	Provide a sign with the International Symbol of Accessibility (ISA).	1	346	\$346
14	North Tennis/ Basketball Court, Door on North by Concord Road	Ext.		Entrance	Main Entrance		International Symbol of Acc. not provided	-	Provide a sign with the International Symbol of Accessibility (ISA).	1	346	\$346
15	Men's Toilet Room in South Concession Between Field 1 and Field 2	Ext.		Entrance	Secondary Entrance		Threshold is > 1/2" high	5"	Provide an asphalt walkway to the step that is sloped no greater than 1:20 (5%). Cost estimate for 10' long by 4' wide asphalt walkway.	1	400	\$400






**Town of Sudbury  
Featherland Park**

ID	Location	Floor	Room	Element	Type	Photo	Issues	Current Measure	Recommendations	Quantity	Price	Cost Estimation
16	Women's Toilet Room in South Concession Between Field 1 and Field 2	Ext.		Entrance	Secondary Entrance		Hardware not operable with a closed fist	-	Provide hardware that can be operable with one hand and not require tight grasping, pinching, or twisting of the wrist.	1	484	\$484
<b>Access to Goods and Services</b>												
<b>Interior Access Route</b>												
17	South Concession Stand Women's Toilet Room	1		Interior Access Route	Interior		Route < 36" wide	34"	Ensure that a clear width of 36" min. is maintained at the lavatory when the toilet room is under renovation to add an accessible compartment. 36" clear is required when the depth is greater than 24".	1	Labor	\$0
18	South Concession Stand Men's Toilet Room	1		Interior Access Route	Interior		Route < 36" wide	34"	Ensure that a clear width of 36" min. is maintained at the lavatory when the toilet room is under renovation to add an accessible compartment. 36" clear is required when the depth is greater than 24".	1	Labor	\$0
<b>Doors, Doorways, &amp; Gates</b>												
19	South Concession Stand Women's Toilet Room Exit to the Exterior	1		Doors, Doorways, & Gates	Toilet Room		Maneuvering clearance(s) not provided	40"	Provide an automatic door opener.	1	3060	\$3060
20	South Concession Stand Men's Toilet Room Exit to the Exterior	1		Doors, Doorways, & Gates	Toilet Room		Maneuvering clearance(s) not provided	40"	Provide an automatic door opener.	1	3060	\$3060

**Town of Sudbury  
Featherland Park**





ID	Location	Floor	Room	Element	Type	Photo	Issues	Current Measure	Recommendations	Quantity	Price	Cost Estimation
21	North (Lower Featherland) Concession Stand AED	Ext.		Doors, Doorways, & Gates	Other		Threshold > 1/2" high	3"	Alter the threshold to be 1/2" high max.	1	150	\$150
22	North (Lower Featherland) Concession Stand Women's Toilet Room	Ext.		Doors, Doorways, & Gates	Toilet Room		Threshold > 1/2" high	3"	Alter the threshold to be 1/2" high max.	1	150	\$150
23	North (Lower Featherland) Concession Stand Men's Toilet Room	Ext.		Doors, Doorways, & Gates	Toilet Room		Threshold > 1/2" high	3"	Alter the threshold to be 1/2" high max.	1	150	\$150
24	North (Lower Featherland) Concession Stand AED	Ext.		Doors, Doorways, & Gates	N/A		Hardware not operable with a closed fist	-	Provide hardware that can be operable with one hand and not require tight grasping, pinching, or twisting of the wrist.	1	484	\$484
25	Men's Toilet Room in South Concession Between Field 1 and Field 2	Ext.		Doors, Doorways, & Gates	Toilet Room		Hardware not operable with a closed fist	-	Provide hardware that can be operable with one hand and not require tight grasping, pinching, or twisting of the wrist.	1	484	\$484

**Town of Sudbury  
Featherland Park**






ID	Location	Floor	Room	Element	Type	Photo	Issues	Current Measure	Recommendations	Quantity	Price	Cost Estimation
<b>Signage</b>												
26	Men's Toilet Room in South Concession Between Field 1 and Field 2	Ext.		Signage	Designation		Raised characters not provided Braille not provided Sign not located on the latch side of the door	- - -	Provide text with raised characters duplicated in braille. Locate sign at permanent rooms alongside the door on the latch side.	1	232	\$232
27	Women's Toilet Room in South Concession Between Field 1 and Field 2	Ext.		Signage	Designation		Raised characters not provided Braille not provided Sign not located on the latch side of the door	- - -	Provide text with raised characters duplicated in braille. Locate sign at permanent rooms alongside the door on the latch side.	1	232	\$232
28	North (Lower Featherland) Concession Stand Women's Toilet Room	Ext.		Signage	Designation		Raised characters not provided Braille not provided Sign not located on the latch side of the door	- - -	Provide text with raised characters duplicated in braille. Locate sign at permanent rooms alongside the door on the latch side.	1	232	\$232
29	North (Lower Featherland) Concession Stand Men's Toilet Room	Ext.		Signage	Designation		Raised characters not provided Braille not provided Sign not located on the latch side of the door	- - -	Provide text with raised characters duplicated in braille. Locate sign at permanent rooms alongside the door on the latch side.	1	232	\$232
<b>Service Counter</b>												
30	South Concession Stand	1		Service Counter	N/A		Counter > 36" high	47"	Provide a counter that is 36" max. above the ground.	1	880	\$880








**Town of Sudbury  
Featherland Park**

ID	Location	Floor	Room	Element	Type	Photo	Issues	Current Measure	Recommendations	Quantity	Price	Cost Estimation
31	South Concession Between Field 1 and Field 2	Ext.		Service Counter	N/A		Counter > 36" high	41"	Provide a counter that is 36" max. above the ground.	1	880	\$880
<b>Picnic Tables</b>												
32	Picnic Area in Front of North Concession Stand in Lower Featherland Park	Ext.		Picnic Tables	N/A		Toe or knee clearance at table not provided	-	Provide at least one picnic table with top between 28"- 34" above the ground and 27" clear height underneath.	1	1400	\$1400
<b>Trash / Recycling</b>												
33	South Tennis Court, North Door by Parking Lot	Ext.		Trash / Recycling	N/A		Trash container not connected to an accessible route	-	Ensure trash container is located on an accessible route.	1	Labor	\$0
34	Edge of Softball Field 2	Ext.		Trash / Recycling	N/A		Trash container not connected to an accessible route	-	Provide an accessible route to trash container. (Cost estimate for a 6' long, 4' wide stone dust route.)	1	192	\$192
<b>Toilet &amp; Bathing Rooms</b>												






**Town of Sudbury  
Featherland Park**

ID	Location	Floor	Room	Element	Type	Photo	Issues	Current Measure	Recommendations	Quantity	Price	Cost Estimation
<b>Overall Access</b>												
35	South Concession Stand Women's Toilet Room	1		Overall Access	Toilet Room		Accessible plumbing fixtures or stalls not provided	-	Provide one accessible wheelchair compartment.	1	6182	\$6182
36	South Concession Stand Men's Toilet Room	1		Overall Access	Toilet Room		Accessible plumbing fixtures or stalls not provided	-	Provide one accessible wheelchair compartment.	1	6182	\$6182
<b>Lavatory</b>												
37	South Concession Stand Women's Toilet Room	1		Lavatory	N/A		Toe or knee clearances not provided Faucet not operable with a closed fist Exposed plumbing underneath	25" - -	Provide knee and toe clearance positioned for a forward approach. Provide a faucet that can be operable with one hand and not require tight grasping, pinching, or twisting of the wrist at lavatory. Insulate or otherwise configure pipes to prevent contact at lavatory.	1	2764	\$2764
38	South Concession Stand Men's Toilet Room	1		Lavatory	N/A		Toe or knee clearances not provided Faucet not operable with a closed fist Exposed plumbing underneath	24" - -	Provide knee and toe clearance positioned for a forward approach. Provide a faucet that can be operable with one hand and not require tight grasping, pinching, or twisting of the wrist at lavatory. Insulate or otherwise configure pipes to prevent contact at lavatory.	1	2764	\$2764
<b>Urinal</b>												
39	South Concession Stand Men's Toilet Room	1		Urinal	N/A		Rim > 17" high	-	Provide at least one urinal with the rim no higher than 17" above the finished floor.	1	3248	\$3248






**Town of Sudbury  
Featherland Park**

ID	Location	Floor	Room	Element	Type	Photo	Issues	Current Measure	Recommendations	Quantity	Price	Cost Estimation
<b>Dispensers</b>												
40	South Concession Stand Women's Toilet Room	1		Dispensers	N/A		Controls > 42" (MAAB) Dispenser acts as a protruding object	50" -	Relocate the paper towel dispenser so that the operable part is 42" max. above the finished floor and out of the circulation path.	1	256	\$256
<b>Play and Sport Areas</b>												
<b>Field</b>												
41	Baseball Field 1 Entrance Team Seating Area 1	Ext.		Field	Baseball		Accessible spaces are not provided at team seating	33.5"	Relocate bench to provide a 36" x 48" clear floor space at team seating. Provide a stone dust surface at accessible team seating space.	1	96 Labor	\$96
42	Baseball Field 1 Entrance Team Seating Area 2	Ext.		Field	Baseball		Accessible spaces are not provided at team seating	30"	Relocate bench to provide a 36" x 48" clear floor space at team seating. Provide a stone dust surface at accessible team seating space.	1	96 Labor	\$96
43	Baseball Field 5 Team Seating 1	Ext.		Field	Baseball		Accessible spaces are not provided at team seating	30.5"	Relocate bench to provide a 36" x 48" clear floor space at team seating. Provide a stone dust surface at accessible team seating space.	1	96 Labor	\$96
44	Baseball Field 5 Team Seating 2	Ext.		Field	Baseball		Accessible spaces are not provided at team seating	-	Provide a a 36" x 48" stone dust surface at accessible team seating space.	1	96	\$96






**Town of Sudbury  
Featherland Park**

ID	Location	Floor	Room	Element	Type	Photo	Issues	Current Measure	Recommendations	Quantity	Price	Cost Estimation
45	Baseball Field 4 Team Seating 1	Ext.		Field	Baseball		Accessible spaces are not provided at team seating	25"	Relocate bench to provide a 36" x 48" clear floor space at team seating. Provide a stone dust surface at accessible team seating space.	1	96 Labor	\$96
46	Baseball Field 4 Team Seating 2	Ext.		Field	Baseball		Accessible spaces are not provided at team seating	32"	Relocate bench to provide a 36" x 48" clear floor space at team seating. Provide a stone dust surface at accessible team seating space.	1	96 Labor	\$96
47	Baseball Field 3, Team Seating 1	Ext.		Field	Baseball		Accessible spaces are not provided at team seating	-	Provide a a 36" x 48" stone dust surface at accessible team seating space alongside the bench.	1	96	\$96
48	Baseball Field 3, Team Seating 2	Ext.		Field	Baseball		Accessible spaces are not provided at team seating	31"	Relocate bench to provide a 36" x 48" clear floor space at team seating. Provide a stone dust surface at accessible team seating space.	1	96 Labor	\$96
49	Baseball Field 4 Bleacher	Ext.		Field	Baseball		Accessible spaces not provided at sidelines seating	-	Provide a 36" x 48" clear floor space on each side of the bleacher. (Cost estimate for 15' long, 4' wide stone dust route.)	2	480	\$960





**Town of Sudbury  
Featherland Park**

ID	Location	Floor	Room	Element	Type	Photo	Issues	Current Measure	Recommendations	Quantity	Price	Cost Estimation
50	Baseball Field 3 Bleacher	Ext.		Field	Baseball		Accessible spaces not provided at sidelines seating	-	Provide a 36" x 48" clear floor space on each side of the bleacher. (Cost estimate for 15' long, 4' wide stone dust route.)	2	480	\$960
51	Baseball Field 1 Bleachers Near Team Seating Area 1	Ext.		Field	Baseball		Accessible spaces not provided at sidelines seating Not connected to an accessible-route	- -	Provide a 36" x 48" clear floor space on each side of the bleacher. Provide an accessible route to the bleacher. (Cost estimate for 95' long, 4' wide stone dust route.)	1	3040	\$3040
52	Baseball Field 1 Bleachers near Team Seating 2	Ext.		Field	Baseball		Accessible spaces not provided at sidelines seating Not connected to an accessible-route	- -	Provide a 36" x 48" clear floor space on each side of the bleacher. Provide an accessible route to the bleacher. (Cost estimate for 103' long, 4' wide stone dust route.)	1	3296	\$3296
53	Adult Softball Field 2 Bleachers on South	Ext.		Field	Softball		Accessible spaces not provided at sidelines seating Not connected to an accessible-route	- -	Provide a 36" x 48" clear floor space on each side of each bleacher. Provide an accessible route to the accessible seating area. (Cost estimate for 18' long, 4' wide stone dust route.)	4	576	\$2304
54	Baseball Field 5 Bleacher	Ext.		Field	Baseball		Accessible spaces not provided at sidelines seating Not connected to an accessible-route	- 8.1%	Relocate bleacher to an accessible route closer to the asphalt. Provide a level 36" x 48" clear floor space on each side of the bleacher. Provide an accessible route to the field. (Cost estimate for 4' long, 4' wide stone dust route.)	2	128	\$256

**Town of Sudbury  
Featherland Park**

ID	Location	Floor	Room	Element	Type	Photo	Issues	Current Measure	Recommendations	Quantity	Price	Cost Estimation
55	Baseball Field 1 Entrance	Ext.		Field	Baseball		Not connected to an accessible-route	-	Provide an accessible route to the field and to each team seating area. (Cost estimate for 200' long, 4' wide stone dust walkway.)	1	6400	\$6400
56	Path to Baseball Field 5 Team Seating	Ext.		Field	Baseball		Not connected to an accessible-route	-	Provide an accessible route to the baseball field, including to the team seating areas. (Cost estimate for 210' long, 4' wide stone dust route.)	1	6720	\$6720
57	Entrance to Baseball Field 4	Ext.		Field	Baseball		Not connected to an accessible-route	-	Provide an accessible route to the field and team seating areas. (Cost estimate for 120' long, 4' wide stone dust route.)	1	3840	\$3840
58	Adult Softball Field 2 Team Seating Areas	Ext.		Field	Softball		Not connected to an accessible-route Level changes > 1/4"	- 1.75"	Provide an accessible route to each team seating area. Ensure that level changes are no greater than 1/4" high. (Cost estimate for 12' long, 4' wide asphalt route.)	2	480	\$960
59	Adult Softball Field 2 Pitching Area on South Side	Ext.		Field	Softball		Practice areas are not on an accessible route	-	Provide an accessible route to the pitching area on the south side. (Cost estimate for 20' long by 4' wide stone dust route.)	1	640	\$640

**Town of Sudbury  
Featherland Park**

ID	Location	Floor	Room	Element	Type	Photo	Issues	Current Measure	Recommendations	Quantity	Price	Cost Estimation
60	Adult Softball Field 2 Pitching Practice on West Side	Ext.		Field	Softball		Practice areas are not on an accessible route	-	Provide an accessible route to the pitching area on the west side. (Cost estimate for 10' long, 4' wide stone dust route.)	1	320	\$320
61	Batting Cage	Ext.		Field	Baseball		Practice areas are not on an accessible route	-	Provide an accessible route to practice areas. (Cost estimate for 54' long, 4' wide stone dust route.)	1	1728	\$1728
62	Entrance to Baseball Field 3	Ext.		Field	Baseball		No accessible route to all areas of sport activity	-	Install an accessible route between all areas of sports activity including the team the field, team seating area and batting cage. (Cost estimate for 200' long, 4' wide stone dust route.)	1	6400	\$6400
<b>Best Practice</b>												
63	Bench Near Baseball Field 5	Ext.							Recommend providing clear floor space of 36" wide minimum by 48" deep alongside one bench so that a wheelchair user can sit alongside someone sitting on the bench.	1	-	\$0